

MODULARTE
OUTDOOR
LAB

nest



Nest

Modular **steel** planter with seat on the perimeter in **steel** and porcelain **stoneware** with water reserve.

02. accessories.

the structure is in steel and the 1 cm porcelain stoneware seats (textures chosen by the catalog). The walls are internally lined with an insulating panel of **10 mm** to avoid contact of the soil with the walls. On the bottom there is a watertight **PVC** bag with **adjustable** height drain which determines the amount of water reserve on the bottom.

Water reserve and drainage

The drain is connected to a rubber holder; in this way the excess water is discharged and can be channeled and conveyed to the nearest drain of the terrace without wetting the floor.

Feet

The steel feet are **adjustable** in height and adaptable to any type of flooring.

Finishes

You can mount walls of **different colors** and walls with a slab of **gres** or another decorative panel inserted , or forex panels with digital prints.



nest

NEST - STEEL AND GRES PLANTER WITH SEAT ON ALL THE PERIMETER



1.



2.

(1) THE STRUCTURE IS STEEL WITH SEATS IN ECON STEEL INSERTED INSIDE SLABS IN PORCELAIN STONEWARE 120X40 2 CM THICKNESS.

THE 4 STEEL FEET ARE ADJUSTABLE.

(2) BACKGROUND WITH WATER RESERVE

ON DEMAND:

(3) VERSION WITH FIREBOX IN CORTEN STEEL, ASH COLLECTION AND CASSETTINO FOR CLEANING.

(4) VERSION WITH GRILL AND FEET.



3.




4.

15.75
6.2"



63
25"



HOW TO ORDER A NEST

AIOLA IS A MODULAR SYSTEM FOR THE REALIZATION OF AIULES IN ROOF GARDENS AND COTTLED AREAS. THE SYSTEM MAKES MODULAR COMPONENTS SUCH AS FEET PAIRS, STEEL SUBSTRUCTURE AND WATER RESERVE EQUIPMENT. YOU CAN REALIZE EVERY FORM DESIRED AS IN THE DIAGRAMS HERE BELOW.

IN DESIGNING THE AIULES AND IN THE CALCULATION OF THE PRICE, IT MUST BE TAKEN THAT THE MODULES ARE COMPOSED OF: 4 OR 3 OR 2 OR 1 WALL. EVEN THE CALCULATION OF THE QUOTES IS BASED ON MODULES OF 4 3 2 WALLS.



YOU CAN REALIZE:
SQUARE AIUOLE WITH 4 WALLS

STRONG AND LONG STRUCTURES COMPOSED OF A ROW OF MODULES THEREFORE THE HEAD MODULES ARE COMPARISON OF 3 WALLS WHILE MODULES INTERMEDIATE OF 2 WALLS


RECTANGULAR AIULES OR SQUARES OF LARGE DIMENSIONS- NI KNOWING ALWAYS THAT MODULES CAN BE FROM 2 WALLS (CORNER) OR 1 WALL.

CORNER AND TRIANGULAR AIULES COMPOSED OF 3 AND 1 WALL MODULES.

AIUOLE OF GEOMETRIC SHAPES IN DRAWING

AIULES WITH IRREGULAR FORMS (ON SPECIFIC PREVENTIVE PROJECT).

COLORI



micaceo
G3




bianco
RAL9010




grigio topo
G2




**RAL 7024
grigio**



**RAL1013
avorio**





dark brown
M3



ruggine
M2

tortora
M1



corten
001



**lamiera
corten**
002

MODULARTE
OUTDOORLAB

VIA WALTER TABACCHI 125
41123 - MODENA (MO)
ITALY

+39 059 82 13 81

INFO@MODULARTE.IT

MODULARTE.IT