

MODULARTE
OUTDOOR
LAB

panco


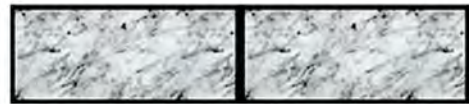



Panco

Bench in steel and modular GRES.

modularity.

The steel and GRES seat module has boxed steel feet (without visible screws).



accessories.

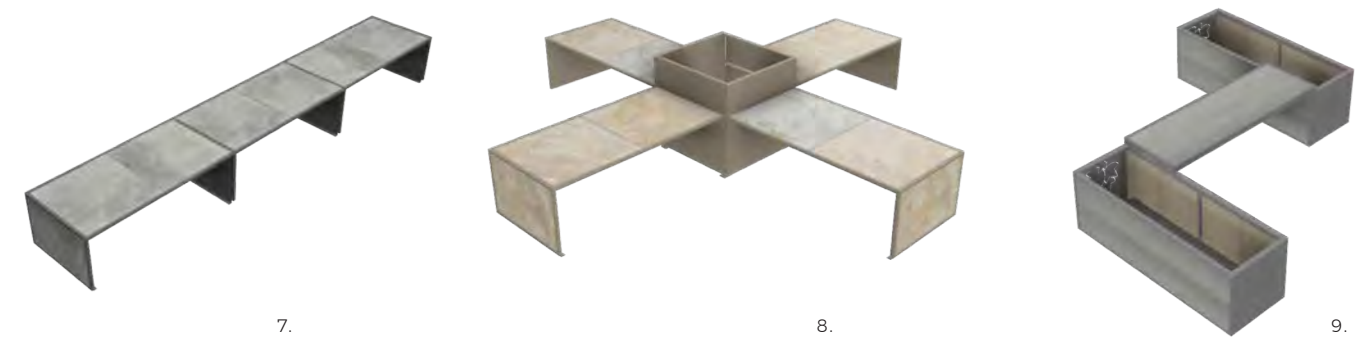

Steel frame and GRES slabs of your choice.

Feet

The steel boxed walls have an adjustable foot.

Finishes

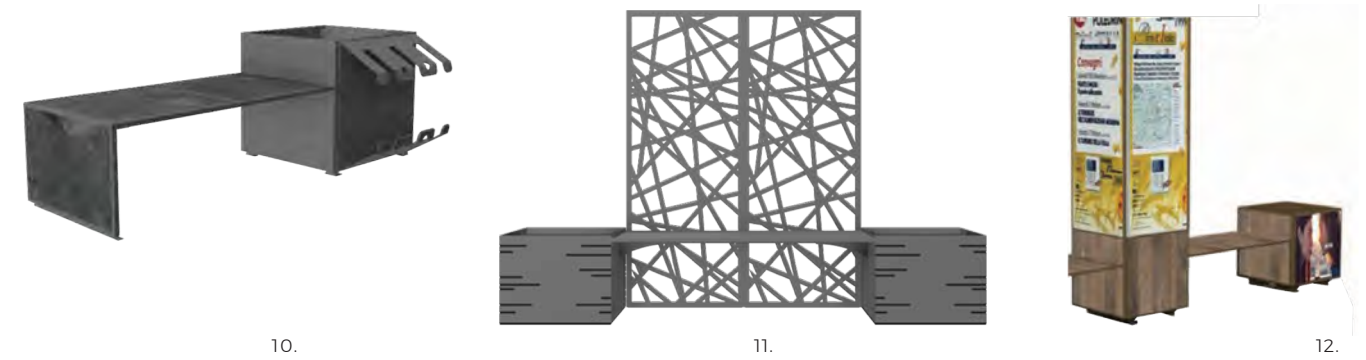
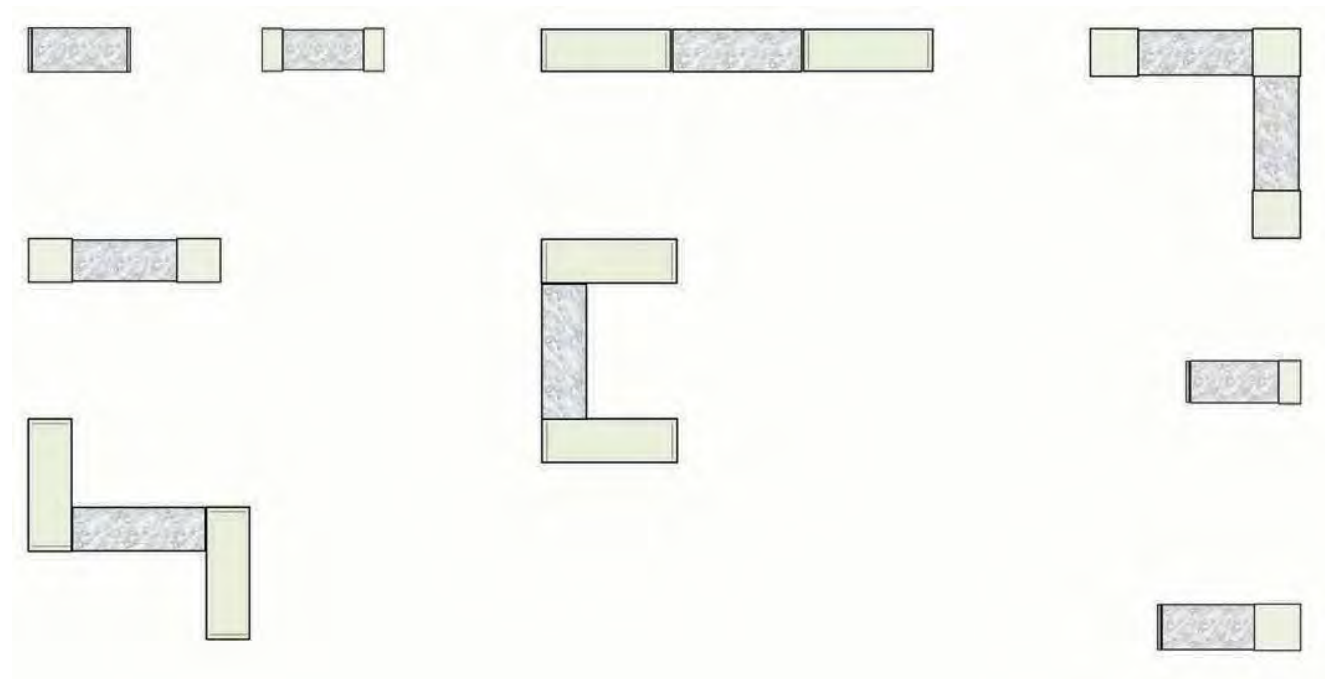
Stoneware of your choice.



THE SEATED STEEL MODULE WITH 10 MM THICK GRES WALL COVER ASSEMBL:

(2 - 3 - 4 - 9) BETWEEN TWO FLOWERS (COVER - CUBE - POTTER - MIXY) (1 - 8) TO A PLANTER AND FOOT (COVER - CUBO)

(6) WITH TWO FEET / WALL AS SINGLE BENCH OR MORE FEET FOR MODULAR BENCHES (7).



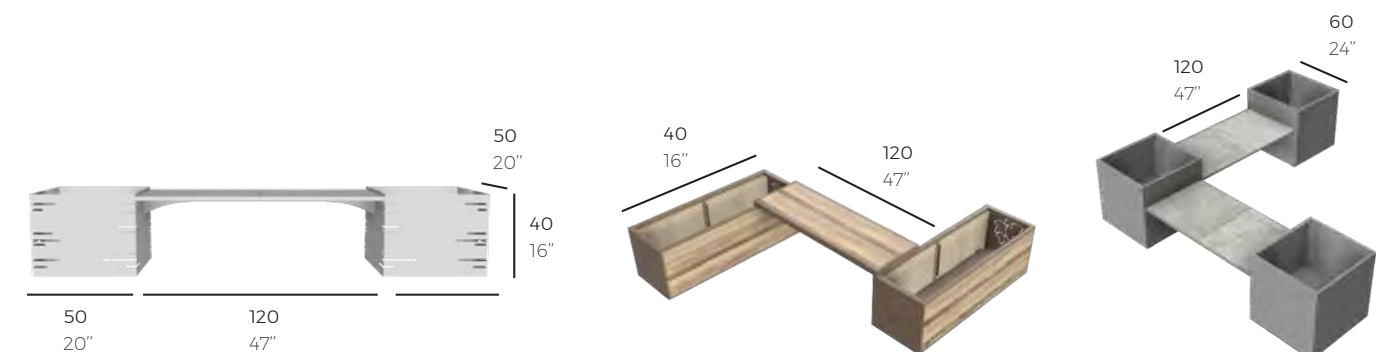
PORCELAIN STONWARE CAN BE THE SAME OF FLOWERS OR IN COORDINATED WITH THE COLOR OF STEEL.

THE SEAT MODULE CAN BE PART OF FREE ON-LINE AND CORNER COMPOSITIONS WITH INDIFFERENT STEEL OR GRES PLANTER.

(8) THE PLANTS CAN BE FIXED THE SEATS IN EVERY SIDE, THEREFORE UNTIL 4 (8).

THE MIXY MONTANO PLANTERS SITTINGS WITH 20 MM GRES SHEETS.

(11) THE FRANGISTIVES CAN BE MOUNTED BEHIND THE SEATS AND FIXED TO THE FLOWERS.



HOW TO ORDER A PANCO

AIOLA IS A MODULAR SYSTEM FOR THE REALIZATION OF AIULES IN ROOF GARDENS AND COTTLED AREAS. THE SYSTEM MAKES MODULAR COMPONENTS SUCH AS FEET PAIRS, STEEL SUBSTRUCTURE AND WATER RESERVE EQUIPMENT. YOU CAN REALIZE EVERY FORM DESIRED AS IN THE DIAGRAMS HERE BELOW.



IN DESIGNING THE AIULES AND IN THE CALCULATION OF THE PRICE, IT MUST BE TAKEN THAT THE MODULES ARE COMPOSED OF: 4 OR 3 OR 2 OR 1 WALL. EVEN THE CALCULATION OF THE QUOTES IS BASED ON MODULES OF 4 3 2 WALLS.

YOU CAN REALIZE:
SQUARE AIUOLE WITH 4 WALLS

STRONG AND LONG STRUCTURES COMPOSED OF A ROW OF MODULES THEREFORE THE HEAD MODULES ARE COMPARISON OF 3 WALLS WHILE MODULES INTERMEDIATE OF 2 WALLS


RECTANGULAR AIULES OR SQUARES OF LARGE DIMENSIONS- NI KNOWING ALWAYS THAT MODULES CAN BE FROM 2 WALLS (CORNER) OR 1 WALL.

CORNER AND TRIANGULAR AIULES COMPOSED OF 3 AND 1 WALL MODULES.


AIUOLE OF GEOMETRIC SHAPES IN DRAWING

AIULES WITH IRREGULAR FORMS (ON SPECIFIC PREVENTIVE PROJECT).

COLORI



micaceo
G3




bianco
RAL9010




grigio topo
G2




RAL 7024
grigio



RAL1013
avorio





dark brown
M3



ruggine
M2

tortora
M1



corten
001



**lamiera
corten**
002

MODULARTE
OUTDOORLAB

VIA WALTER TABACCHI 125
41123 - MODENA (MO)
ITALY

+39 059 82 13 81

INFO@MODULARTE.IT

MODULARTE.IT